

Jeff Porcaro



GROOVES

FROM His Instructional DVD
& Toto, Steely Dan, Eric
Clapton, Bruce Springsteen,
Michael Jackson, Al Jarreau,
David Gilmour Albums

www.ConfidentDrummer.com

CONFIDENT
DRUMMER

- Jeff Porcaro -

GROOVES

**From His Instructional DVD & Toto, Steely Dan,
Eric Clapton, Bruce Springsteen, Michael Jackson,
Al Jarreau, David Gilmour Albums**

Transcribed by Eugenio Ventimiglia

© 2019, All Rights Reserved



Advanced Drum Education Portal

Become A Musician Who Plays The Drums.

All The Rarely Talked About Topics, Covered In Depth To Help
You Fully Understand The Art Of Drumming.

- Explore The Free Resources -



Portal



Blog



NewsLetter



YouTube Channel



Instagram



Facebook

40 Jeff Porcaro Grooves

Jeff Porcaro is one of the greatest drummers ever lived. This is a little tribute to his incredible groove.

I've worked hard to put together this interactive Pdf which includes 40 of the best beats Jeff has played during his amazing career.

These grooves and transcriptions are from his DVD 'Instructional DVD For Drums', and also from his recordings, mainly with Toto.

The video is a masterpiece, and you learn so much just watching Jeff explain what he does and play with his effortless and relaxed approach. I recommend that you get a copy of it and watch it at least a thousand times :). (on YouTube you can find it [HERE](#)).

I believe studying such great masters is a must for every drummer, no matter what kind of music you play.

So let's get ready to groove hard!

You can click on each groove in the PDF to go to its specific time in the [YouTube video](#) where I show each example.

This is part of my 'Groove Masters' mini-series. A few more are on their way (and [drop me a line](#) if you have any request).

For instance, I have also created three booklets about Steve Jordan, Vinnie Colaiuta and John JR Robinson, which you can download [here](#):

Steve Jordan Grooves
Vinnie Colaiuta Grooves
John JR Robinson Grooves

If you like this kind of studies and feel like boosting your grooving skills, you can find all the tools you need in the two Confident Drummer methods entirely focused on this key topic (free excerpt at the bottom of the page):

'Groove Workout & Tools' - Altitude Drumming - Volume 7
'Groove Mastery & Formulas' - Altitude Drumming - Volume 8


The click sound is intentionally mixed on the left channel. Pan to the right to listen to just the drums without the metronome.

Jeff Porcaro

DVD Grooves

Steely Dan "F.M." ♩ = 109 bpm

Dvd Version


1) 

Studio Version


2) 

Michael McDonald ♩ = 91 bpm

"I Keep Forgetting"

3) 

Toto "Georgy Porgy" ♩ = 97 bpm

4) 

Variation

Samba Groove ♩ = 110 bpm

5) Musical notation for Samba Groove 5). It consists of a single staff with a treble clef and a common time signature. The notation shows a series of eighth notes with 'x' marks above them, indicating a specific drum pattern. There are four groups of notes, each with a slur and a '+' sign above it.

*Half Time
Samba Groove*

6) Musical notation for Half Time Samba Groove 6). It consists of a single staff with a treble clef and a common time signature. The notation shows a series of eighth notes with 'x' marks above them, indicating a specific drum pattern. There are four groups of notes, each with a slur and a '+' sign above it.

Toto "Africa" ♩ = 92 bpm

7) Musical notation for Toto "Africa" 7). It consists of a single staff with a treble clef and a common time signature. The notation shows a series of eighth notes with 'x' marks above them, indicating a specific drum pattern. There are four groups of notes, each with a slur and an accent (>) above it.

Toto "Mushanga" ♩ = 122 bpm

Sticking

8) Musical notation for Sticking 8). It consists of a single staff with a treble clef and a common time signature. The notation shows a series of eighth notes with 'x' marks above them, indicating a specific drum pattern. There are four groups of notes, each with a slur and an accent (>) above it.
R L R L R L R R L L R L R R L L

Groove

9) Musical notation for Groove 9). It consists of two staves with a treble clef and a common time signature. The notation shows a series of eighth notes with 'x' marks above them, indicating a specific drum pattern. There are four groups of notes, each with a slur and an accent (>) above it.

**8th Note Triplets
Groove**

♩ = 104 bpm

10) Musical notation for an 8th note triplet groove. It consists of two staves. The top staff shows a sequence of eighth notes grouped into triplets, with 'x' marks above them indicating drum hits. The bottom staff shows a bass line with quarter notes. The tempo is 104 bpm.

Toto "Hold The Line"

♩ = 97 bpm

11) Musical notation for the Intro/Chorus of "Hold The Line" by Toto. It consists of two staves. The top staff shows eighth note triplets with 'x' marks above them. The bottom staff shows a bass line with quarter notes. The tempo is 97 bpm.

Verse

12) Musical notation for the Verse of "Hold The Line" by Toto. It consists of two staves. The top staff shows eighth note triplets with 'x' marks above them. The bottom staff shows a bass line with quarter notes.

**Steely Dan
"Black Friday"**

♩ = 130 bpm - 142 bpm

13) Musical notation for the groove from "Black Friday" by Steely Dan. It consists of two staves. The top staff shows eighth note triplets with 'x' marks above them. The bottom staff shows a bass line with quarter notes. The tempo is 130-142 bpm.

**+
Toto "Child Anthem"**

Double Shuffle

♩ = 125 bpm

14) Musical notation for a double shuffle groove. It consists of two staves. The top staff shows eighth note triplets with 'x' marks above them. The bottom staff shows a bass line with quarter notes. The tempo is 125 bpm.

15) Musical notation for a double shuffle groove. It consists of two staves. The top staff shows eighth note triplets with 'x' marks above them. The bottom staff shows a bass line with quarter notes.

Half Shuffle Grooves ♩ = 140 bpm

Bernard Purdie

16)

*John Bonham
(Fool In The Rain)*

17)

Toto "Rosanna" ♩ = 166 bpm

18)

Jazz Beat Grooves ♩ = 112 bpm

*Grooves
19 to 23 are
played with a
shuffle feel*

19)

20)

21)

Toto "Pamela" ♩ = 96 bpm - 103 bpm - Shuffle Feel

+

Toto "Love Has
The Power"

22)

Half Time

23)

16th Note
Groove

♩ = 101 bpm

24)

♩ = 101 bpm

25)

More Jeff Porcaro Grooves

Toto
"Till The
End"

♩ = 112 bpm

26) *First Only*

The drum notation for 'Till The End' consists of two staves. The first staff is marked '26)' and 'First Only'. It features a complex rhythmic pattern with eighth and sixteenth notes, including accents and a 'T' symbol above the first eighth note. The second staff continues the pattern with similar rhythmic elements and a 'T' symbol above the final eighth note.

Toto "Could
This Be Love"

♩ = 100 bpm

Verse

27) *Verse*

The drum notation for the verse of 'Could This Be Love' consists of two staves. The first staff is marked '27)'. It features a complex rhythmic pattern with eighth and sixteenth notes, including accents and a 'T' symbol above the first eighth note. The second staff continues the pattern with similar rhythmic elements and a 'T' symbol above the final eighth note.

Chorus

28) *Chorus*

The drum notation for the chorus of 'Could This Be Love' consists of two staves. The first staff is marked '28)'. It features a complex rhythmic pattern with eighth and sixteenth notes, including accents and a 'T' symbol above the first eighth note. The second staff continues the pattern with similar rhythmic elements and a 'T' symbol above the final eighth note.

Toto "Girl
Goodbye"

♩ = 124 bpm Ride Bell

29)

Musical notation for 'Girl Goodbye' consisting of two staves. The first staff contains a sequence of notes with stems pointing up and down, and a circled 'x' above the second note. The second staff contains a similar sequence. Below the notes are the letters R, R, L, R, R, L, R, R, L, R, R, L, R.

Toto "Jake
To The Bone"

♩ = 131 bpm

30)

Musical notation for 'Jake To The Bone' consisting of two staves. The first staff contains a sequence of notes with stems pointing up and down, and a circled 'x' above the second note. The second staff contains a similar sequence. Below the notes are the letters R, R, L, R.

Verse

Musical notation for the Verse consisting of two staves. The first staff contains a sequence of notes with stems pointing up and down, and a circled 'x' above the second note. The second staff contains a similar sequence. Below the notes are the letters R, R, R, R.

Instrumental

31)

Musical notation for the Instrumental section consisting of two staves. The first staff contains a sequence of notes with stems pointing up and down, and a circled 'x' above the second note. The second staff contains a similar sequence. Below the notes are the letters R, R, L, R, L, R.

Ending

32)

Musical notation for the Ending section consisting of two staves. The first staff contains a sequence of notes with stems pointing up and down, and a circled 'x' above the second note. The second staff contains a similar sequence. Below the notes are the letters R, R, L, R, R.

David Gilmour $\text{♩} = 170 \text{ bpm}$
"Murder"

38) *Ride Bell*

Michael Jackson $\text{♩} = 82 \text{ bpm} - \text{ Shuffle Feel}$
"The Girl Is Mine"

39)

Los Lobotomys $\text{♩} = 103 \text{ bpm} - \text{ Shuffle Feel}$
"Big Bone"

40)

Al Jarreau $\text{♩} = 144 \text{ bpm}$
"Breakin Away"

41)