

14 Ready to Use Drum Fills

Binary + Ternary



www.ConfidentDrummer.com

**CONFIDENT
DRUMMER**

Confident Drummer

Free Resources

14 Ready to Use Drum Fills

Confident Drummer Series

by Eugenio Ventimiglia

© 2022, All Rights Reserved.



Advanced Drum Education Portal

Become A Musician Who Plays The Drums.

All The Rarely Talked About Topics, Covered In Depth To Help
You Fully Understand The Art Of Drumming.

- Explore The Free Resources -



Portal



Blog



NewsLetter



YouTube Channel



Instagram



Facebook

14 Ready to Use Drum Fills

Who doesn't like a great drum fill? The thing is, it's not that easy to play stuff that works.

It doesn't have to be complicated, flashy or fast. Just cool and musical. Yet, that's exactly the hard part.

I've always loved to collect great fills from records, drumming videos and even live concerts, by memorizing one or two ideas at the time or writing them down. So many great drummers to draw from out there!

On the other hand I've rarely liked drum fills taken out of a book: they typically sound stiff, mechanical and unmusical, just the opposite of what I heard my favourite drummers do.

That's why I've spent a long time putting together a method entirely focused on a fresh approach to drum fills, called 'Phrasing & Fills' and part of the Altitude Drumming Series.

In case you have missed it, you can check out a free excerpt at this link.

Here I'd like to share with you 14 simple fills that are 'ready to use' ;) You can quickly learn them, as their focus is not complex phrasing but direct musical applicability.

You can literally try them the next time you play a song and instantly enjoy what they can do.

There are many ways in which drum licks and phrasing can be organized. In this case I've decided to include 7 binary fills (based on eighths and sixteenths) and 7 ternary ones (based on triplets and sextuplets), and also work on examples that cover various durations, for best versatility.

If you like you can check out the YouTube video demo by clicking on each pattern in this booklet.

As usual we can apply a number of parameters to these examples. In the demonstrations I've played at a pretty slow BPM, to make it easier to figure out what to do.

But they sound amazing at all tempos, and also at all dynamic levels.

So I'd recommend that you experiment with:

- Different speeds.
- Different dynamic levels.
- Different orchestrations.
- Different variations.
- Different song forms.

To wrap this up, I have an extra assignment for you: transcribe from recordings and learn three new drum fills every week, for a month.

If you make this a habit you'll notice that the musicality of your phrasing will quickly get to the next level.

Related resources:

'Phrasing & Fills' - Altitude Drumming - Volume 5
'Drum Chops Mastery - Gospel Chops & Beyond'

Ready to Use Drum Fills - Binary

Length: 4 16ths

1) 


Length: 5 16ths

2) 

Length: 6 16ths

3) 

Length: 7 16ths

4) 


Length: 8 16ths

5) 

Length: 9 16ths

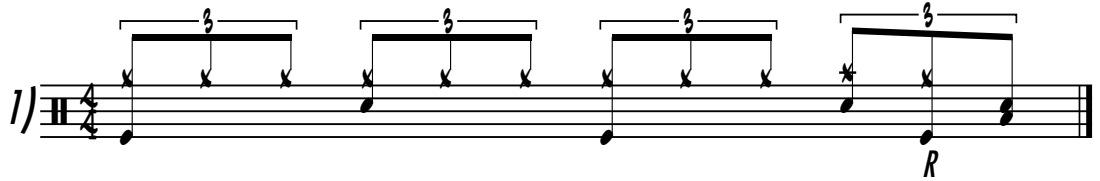
6) 

Length: 11 16ths


7) 

Ready to Use Drum Fills - Ternary

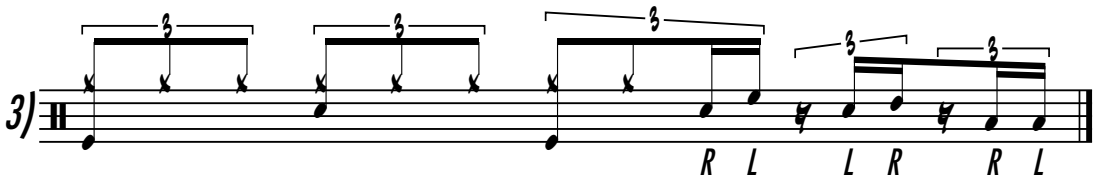
Length: 3 8th
Note Triplets

1) 

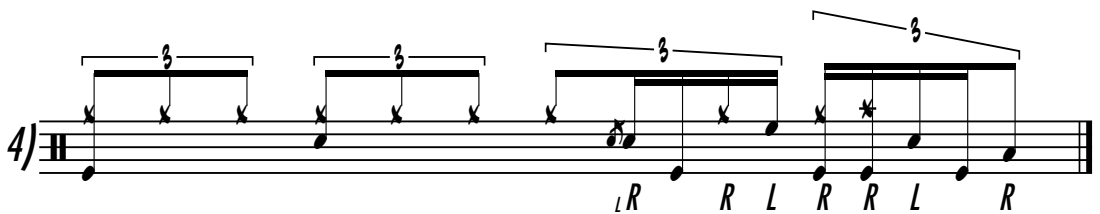
Length: 3 8th
Note Triplets

2) 


Length: 4 8th
Note Triplets

3) 


Length: 5 8th
Note Triplets

4) 

Length: 6 8th
Note Triplets

5) 

Length: 7 8th
Note Triplets

6) 

Length: 9 8th
Note Triplets

7) 