

ALTITUDE DRUMMING

Volume 3 - Bass Drum & Feet

FREE EXCERPT



FREE

Eugenio Ventimiglia

**CONFIDENT
DRUMMER**

Confident Drummer

Free Resources

Bass Drum & Feet

Altitude Drumming – Volume 3

- FREE EXCERPT -

Confident Drummer Series

by Eugenio Ventimiglia

© 2020, All Rights Reserved.



Advanced Drum Education Portal

Become A Musician Who Plays The Drums.

All The Rarely Talked About Topics, Covered In Depth To Help
You Fully Understand The Art Of Drumming.

- Explore The Free Resources -



Bass Drum & Feet

We hear all the time how important it is to build a strong foundation, no matter what the subject is. Actually, in drumming this is literally true.

Since we play using all four limbs, and we do pretty amazing things with our feet, it's important that we don't make the mistake to overlook this area of our skill set.

We often take it for granted, we just sit at the drums and play, and we tend to forget that the feet don't directly control the beater in the same way the hands do.

They have to interact with a much more complex interface, full of levers, springs and mechanisms: the drum pedal.

Not to mention the additional layer due to the shoes we wear, which is another barrier between the foot and the drumhead.

Thus we can understand how the idea of trying to take foot technique to levels even remotely similar to what we can do with our hands can be intimidating.

The answer to this situation is to develop control, with in-depth studies that go much further than the usual Bass Drum and Hi-Hat stuff, and are designed to develop aspects related to dynamics, stickings, accents, foot positioning and achieving a range of different sounds.

That's why I have tried to organize the materials collected over the course of many years and arrange them in a comprehensive, easy to follow and effective course.

The goal is to reach a significant level of proficiency and develop lots of technique, while remaining focused on aspects related to the same skills built with drumsticks: control, sound, accuracy and musicality.

The book is arranged in clear sections, one chapter for each topic. You will be guided step by step through a powerful set of exercises, which will give you immediate results:

- Pedals: how to choose and adjust Bass Drum and Hi-Hat pedals.
- Bass Drum and Hi-Hat Sounds: exploring all the sounds available to us. Heel Down, Heel Up, releasing the pedal, holding down the pedal, burying the beater or letting it come off the head, splashing the Hi-Hats, Open/Close technique and so on.
- Feet Control, Independence and Coordination: exercises related to dynamics, crescendos and decrescendos, alignments, unisons, synchronizing the feet to the hands, to make all limbs smoothly work together.
- Rhythmic Progressions: the powerful method to further advance the level of control of the elements involved.
- Symmetry and Balance: when playing complex patterns with the feet it's hard to stay balanced on the drum throne.
With these exercises we work on solving that situation as well.
- Accents and Phrasing played with the Feet: working on making the feet play things of the same complexity of what we do with the hands.
- Slide Technique: a very effective tool to help with fast successions of notes.
- Feet Ostinatos: Samba, Baiao, left Foot Clave. A beautiful way to develop independence and proficiency with the lower limbs while studying solutions that can be instantly applied in musical situations.
- Double Bass Drum: to make our right and left foot even more symmetrical and balanced, no matter what type of music we play.

In total it's more than 100 pages and 2 hours and a half of videos, and in it you are going to find all the studies you need to build a strong foundation, and quickly take your right and left foot skills to the next level.

It's cool to have it all organized: I personally still go back to these studies any time I need to strengthen a certain aspect or want to further develop a specific area.

In this free excerpt I'd like to share with you 28 examples picked from the 500+ exercises included in the method. I wanted to arrange this booklet so that it's like a mini course, that you can use to see how effective this approach is.

Each example is linked to its video demo, which you can access by clicking on the transcription.

If you want to check out the whole 9 minute video demo on YouTube, click [HERE](#).

The table of contents of the book is included at the end this 15 page PDF.

To find out more and to buy the method you can visit the dedicated page [here](#):

['Bass Drum & Feet' - Altitude Drumming - Volume 3](#)

Feet Independence

Beater Buried - Heel Up

p.23 ex.8



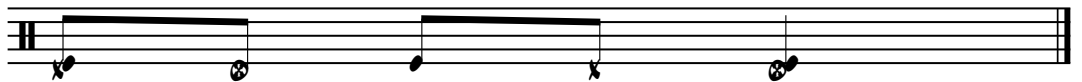
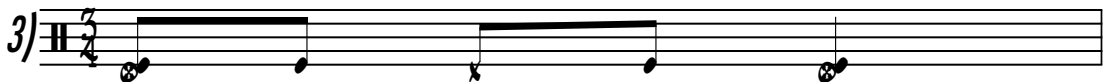
Open/Close - Heel Up

p.24 ex.2



Open/Close - Heel Up


p.24 ex.7



Feet Rolls

5 Stroke Roll - Heel Up

p.44 ex.7



7 Stroke Roll - Heel Up

p.45 ex.7



9 Stroke Roll - Heel Up

p.46 ex.7



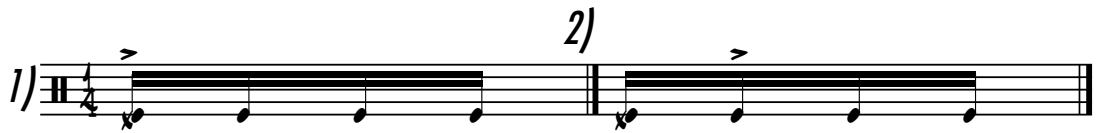
Symmetry

Rhythmic Progression - Heel Up
p.51 ex.1

The musical score consists of eight staves of music, each beginning with a double bar line and a '4' indicating the time signature. The notation includes various rhythmic patterns for the bass drum and feet, represented by notes and 'x' marks. Brackets with the number '3' are used to indicate triplet patterns. The progression starts with a simple rhythmic pattern and gradually becomes more complex, incorporating triplets and more intricate foot patterns. The final staff ends with a double bar line.

Accents

*Bass Drum Accents
Heel Up
p.54 ex.1 and 2*

1) 

*Bass Drum Accents
Heel Up
p.54 ex.3 and 4*

3) 


*Accented Phrase
Heel Up
p.58 ex.1*

5) 


*Accented Phrase
Dynamics
p.60 ex.1*

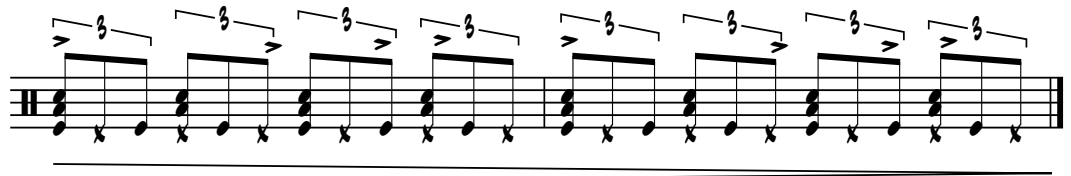
6) 

*Accented Phrase
Heel Up
p.65 ex.2*

7) 


*Accented Phrase
Dynamics
p.67 ex.3*

8) 




Slide Technique

Slide Technique
p.70 ex.2

1) 

Slide Technique
p.70 ex.3

2) 

Feet Ostinatos

Samba Ostinato
Heel Up
p.79 ex.26



Samba Ostinato
Heel Up
p.81 ex.43



Baiao Ostinato
Heel Up
p.84 ex.19



Baiao Ostinato
Heel Up
p.85 ex.30



Clave 2-3 Ostinato
Heel Up
p.91 ex.32



Clave 2-3 Ostinato
Heel Up
p.96 ex.22



Double Bass Drum

Coordination
Heel Up
p.102 ex.1

Coordination
Heel Up
p.102 ex.6

Rhythms
Heel Up
p.103 ex.2

Rhythms
Heel Up
p.103 ex.6

Rhythms
Heel Up
p.104 ex.11

Contents:

- Introduction	p.6
- Pedals	p.9
- Sounds	p.12
- Bass Drum Sounds	p.16
- Hi-Hat Sounds	p.17
- Feet Control	p.18
- Feet Independence	p.22
- Feet Coordination	p.28
- Feet Unisons	p.36
- 3, 5, 7 and 9 Stroke Rolls	p.42
- Rhythmic Progressions	p.47
- Symmetry	p.50
- Balance	p.52
- Accents Played with the Feet	p.53
- 16th Note Accents	p.54
- 16th Notes Accented Phrase	p.57

- 8th Note Triplets Accents	p.61
- 8th Note Triplets Accented Phrase	p.64
- Slide Technique	p.68
- Feet Ostinatos	p.71
- Samba Ostinato Development	p.76
- Baiao Ostinato Development	p.82
- Clave 2-3 Ostinato Development	p.88
- Basic Double Bass Drum	p.100